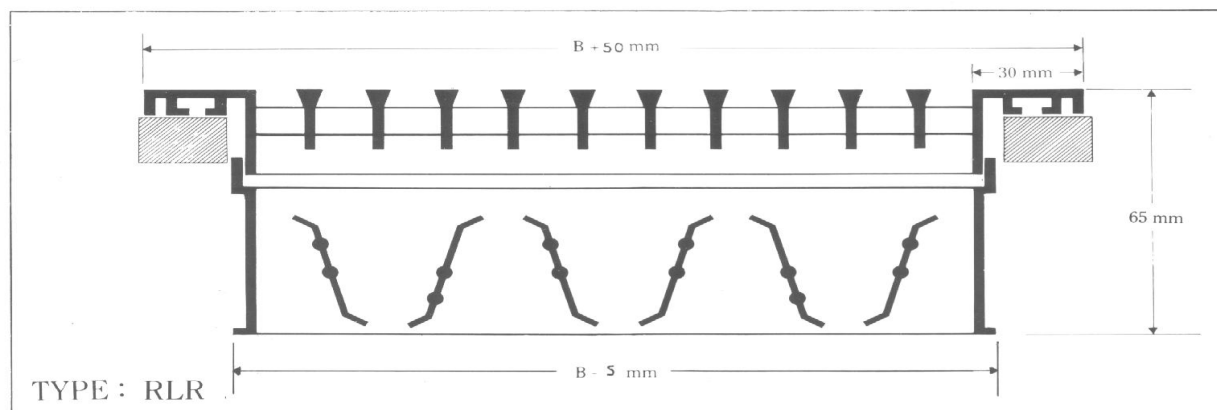
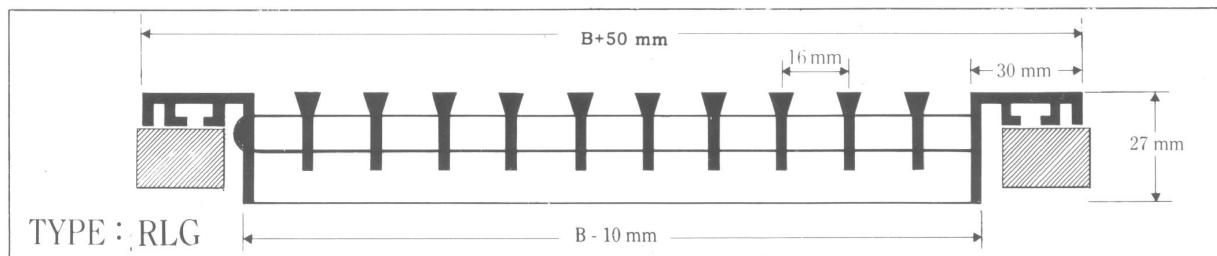



# LINEAR GRILLES & REGISTERS



## SINGLE DEFLECTION LINEAR GRILLES AND REGISTERS

### Return



- The single deflection linear grille is a wall-mounted grille, used as an exhaust or return grille in cooling, heating or air ventilation applications.
- The single deflection linear register is composed of a set of fixed horizontal straight bars attached to

a frame, both are manufactured from extruded aluminum sections.

# LINEAR GRILLES & REGISTERS



## SINGLE DEFLECTION LINEAR GRILLES AND REGISTERS

- Front bars have one of the following basic designs:
  - 0° deflection bars (Standard)
  - 15° deflection, one way
  - 15° deflection, two way
- Front bars are assembled in horizontal straight lines with a center to center spacing of 16mm.
- Available with easily removable opposed blades damper, attached to the frame by means of (S) clips to ensure tight attachment and maximum flexibility. The damper is made of extruded aluminium / GI bars and opening of the damper is easily adjusted by means of control lever that is driven by a screw driver from the front face of the register.

### Standard Sizes

Use any combination of length and width

Length (mm) (A)	Width (mm) (B)
1000	100
	150
	200
2000	250
	300

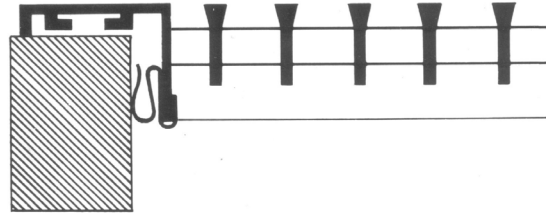
- To convert into Imperial Units use ( 1 inch = 25 mm)
- Non standard sizes are available upon request.

### Available types of finishing's:

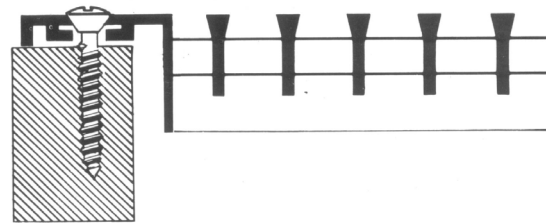
- Natural anodized aluminum finish.
- Powder coated (painted to RAL codes).

### Types of Fixing:

- 1) Concealed type fixing (wall only)



- 2) Visible screw fixing





# LINEAR GRILLES & REGISTERS

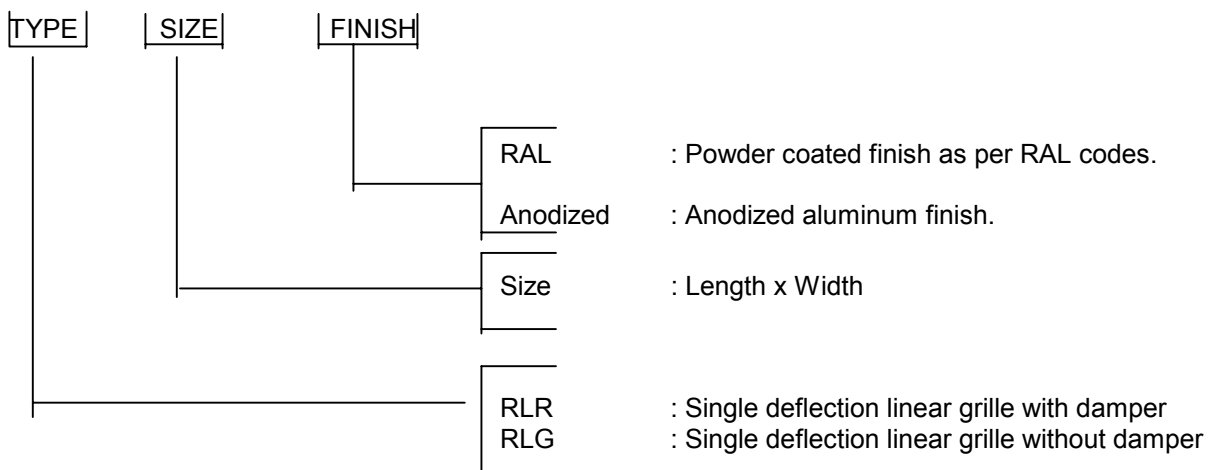


## SINGLE DEFLECTION LINEAR GRILLES AND REGISTERS

### TYPES & MODELS



### ORDERING SYSTEM



Example: RLR 1000x150 Anodized

## **PERFORMANCE DATA**

### **PRODUCTS TESTING**

The following tables include the results of tests conducted on three single deflection linear grilles. The test results include Noise Criteria (NC), static pressure versus Air flow, throw and Ak. The grilles were selected and supplied by Beta in August 1994. The extrapolations and interpolations were made to cover a range of sizes and parameters according to the ETL testing laboratories Inc. who conducted the tests.

### **TEST METHOD**

The linear grilles were test in accordance with the Air Diffusion Council test code for grilles, registers and diffusers No. ADC1062:GRD-84. The grilles were tested in the ETL Testing Laboratories, Inc.

The 470m<sup>2</sup> reverberation room was used to conduct the test. Quiet test air was provided by a variable volume air supply. Air volume was measured by the use of calibrated Orifice metering station while the static pressure was measured employing a Dwyer model 166-12, 1/8" diameter standard pitot tube and read on a dwyer monometer Model 424-5.

Acoustical data was obtained employing a Bruel and Kjaer digital frequency analyzer type 2131 and analyzed by computer. The reference sound source used for this test was a calibrated ILG Fan Serial No. 17-05-066A. The Octave band sound pressure levels were plotted on a graph of Noise Criteria Curves which is in the ADC test codes.

